



Temperature Calibrators and Micro Calibration Bath

Series TP 17 000 / TP 17 000 S / TP M 000 S



The solution for service and industrial sector

Economic and safety!

Exact temperature measurement and monitoring are "musts" in applications crucial to operational safety of machinery and industrial installations.

Regular inspection of the temperature sensors used in these applications is absolutely essential for economic and technical-safety reasons and is already prescribed as obligatory in many sectors.

Temperature calibrators for applications in:

- Energy-production and energy distribution sector
- Chemical and petrochemical industry
- Pharmaceutical industry
- Food industry
- and a great deal more

The temperature calibrators and calibration bath are already a part of the standard equipment of the technician in the above listed sectors.

These compact devices are easy to transport and easy to operate and have all performance features required for "in-situ inspection".

For inspection of:

Thermometers/SIKA industrial thermometers

Inspection is performed by comparison of the temperature measured by the test piece and the block temperature indicated by the calibrator / calibration bath.

Temperature switches/thermostats

The test piece is inserted into the block and connected to the external transducer. The switch setting respective to the switch point is signalled by reached temperature.

Resistance thermometers and thermocouples

A separate temperature measuring instrument is required for inspection. We recommend the use of our temperature measuring device TTScan. The inspection is performed by comparison of the temperature indicated on the external measuring instrument with the reference temperature of the calibrator / calibration bath.



A guarantee of 5 years is granted to all TP 17 000 / TP 17 000 S / TP M 000 which are calibrated and tested at least once per year by the SIKA DKD laboratory.

Description:

The calibrators of series TP 17 000 and TP 17 000 S contains an electronically controlled metal block with a bore for the reception of the test piece. Adapter sleeves are used for test pieces with smaller diameter. The block is mounted in a heat insulated housing. The micro calibration bath of serie TP M 000 S contains a tank, who is mounted in a heat insulated housing. On using different calibration liquids various calibration ranges can be covered.

Different test piece fixtures





The complete electronic is located in the front of the calibrator. The required temperature is easily set on the digital controller.




The current temperature will automatically adjusted to the set value. The current temperature and set temperature are constantly shown on the 2-line, 4-digit, 7-segment LED display.






Technical data, micro calibration bath TP M 000 S

Device type	TP M 165 S	TP M 225 S
		
Temperature range	-30 °C up to +165 °C	Ambient temperature up to +225 °C
Bath temperature control	Digital PID controller, automatic fine adjustment with softstart for fan	
Tolerance	± 0.1 °C	± 0.2 °C
Stability	± 0.05 °C	
Display		
Bath temperature display	4-digit, 2-line, 7-segment LED, 7 mm high, red and green	
Display range	-50.0 °C up to +165.0 °C	0.0 °C up to +225.0 °C
Resolution	0.1 °C	
Test piece fixture		
Tank material	Aluminium	
Tank bore	Ø 60 mm	
Tank depth	Sensor cage 150 mm (total tank depth 170 mm)	
Tank equipment	Screw cap, speed controlled magnetic stirrer, sensor basket, suction pump	
Equipment features		
Control OFF	Switch off of the control function	
Hand control	Manual control of the bath temperature by hand	
Temperature steps	Set point memory for 4 temperature values	
Gradient control	Programmable °C/min	
Ramp functions	Programmable temperature section	
Computer interface	Serial RS 485 (incl. protocol)	
General data		
Power supply	90 ... 240 VAC, 50/60 Hz	230 VAC, ±10 %, 50/60 Hz
Power consumption	App. 400 VA	App. 1000 VA
Dimensions L x W x H	App. 210 x 380 + 50 x 300 mm	App. 147 x 330 + 70 x 270 mm
Weight	App. 12.5 kg	App. 7.5 kg
Options		
Accessories	Function cap, sensor stand, aluminium transport case, software	Function cap, sensor stand, aluminium transport case, nylon service case, software
Power supply	115 VAC, ±10 %, 50/60 Hz	
Certificates	DKD-Certificates (acc. guideline DKD-R5-4), SIKA works certificate	
Engineering unit	Display of temperature in °F	

Technical data, temperature calibrators TP 17 000

Device type	TP 17 165	TP 17 450	TP 17 650
			
Temperature range	-30 °C up to +165 °C	Ambient temp. up to +450 °C	Ambient temp. up to +650 °C
Block temperature control	Digital PID controller, automatic fine adjustment with softstart for fan		
Tolerance	± 0.4 °C	± 0.6 °C	± 0.8 °C
Stability	± 0.1 °C		
Display			
Block temperature display	4-digit, 2-line, 7-segment LED, 7 mm high, red and green		
Display range	-50.0 °C up to +165.0 °C	0.0 °C up to +450.0 °C	0.0 °C up to +650.0 °C
Resolution	0.1 °C		
Test piece fixture			
Block material	Aluminium		Brass
Block bore	Ø 28 mm	Ø 60 mm	Ø 28 mm
Block depth	150 mm		
Adapter sleeves	Inside diameter between 1.5 mm and 25 mm in steps of 0.5 mm	Inside diameter between 1.5 mm and 55 mm in steps of 0.5 mm	Inside diameter between 1.5 mm and 25 mm in steps of 0.5 mm
Equipment features			
Control OFF	Switch off of the control function		
Hand control	Manual control of the block temperature by hand		
General data			
Power supply	90 ... 240 VAC, 50/60 Hz	230 VAC, ±10 %, 50/60 Hz	230 VAC, ±10 %, 50/60 Hz
Power consumption	App. 400 VA	App. 2000 VA	App. 1000 VA
Dimensions L x W x H	App. 210 x 380 + 50 x 300 mm	App. 150 x 330 + 70 x 270 mm	
Weight	App. 10.0 kg	App. 7.5 kg	
Options			
Accessories	Aluminium transport case	Aluminium transport case, nylon service case	
Power supply			115 VAC, ±10 %, 50/60 Hz
Certificates	DKD-Certificates (acc. guideline DKD-R5-4), SIKA works certificate		
Engineering unit	Display of temperature in °F		

Technical data, temperature calibrators TP 17 000 S


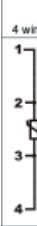
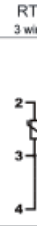
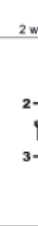















Device type	TP 17 165 S	TP 17 450 S	TP 17 650 S
			
Temperature range	-30 °C up to +165 °C	Ambient temp. up to +450 °C	Ambient temp. up to +650 °C
Block temperature control	Digital PID controller, automatic fine adjustment with softstart for fan		
Tolerance	± 0.2 °C	± 0.3 °C	± 0.4 °C
Stability	± 0.05 °C		
Display			
Block temperature display	4-digit, 2-line, 7-segment LED, 7 mm high, red and green		
Display range	-50.0 °C up to +165.0 °C	0.0 °C up to +450.0 °C	0.0 °C up to +650.0 °C
Resolution	0.1 °C		
Test piece fixture			
Block material	Aluminium		Brass
Block bore	Ø 28 mm	Ø 60 mm	Ø 28 mm
Block depth	150 mm		
Adapter sleeves	Inside diameter between 1.5 mm and 25 mm in steps of 0.5 mm	Inside diameter between 1.5 mm and 55 mm in steps of 0.5 mm	Inside diameter between 1.5 mm and 25 mm in steps of 0.5 mm
Equipment features			
Control OFF	Switch off of the control function		
Hand control	Manual control of the block temperature by hand		
Temperature steps	Set point memory for 4 temperature values		
Gradient control	Programmable °C/min		
Ramp functions	Programmable temperature section		
Computer interface	Serial RS 485 (incl. protocol)		
General data			
Power supply	90 ... 240 VAC, 50/60 Hz	230 VAC, ±10 %, 50/60 Hz	230 VAC, ±10 %, 50/60 Hz
Power consumption	App. 400 VA	App. 2000 VA	App. 1000 VA
Dimensions L x W x H	App. 210 x 380 + 50 x 300 mm	App. 150 x 330 + 70 x 270 mm	
Weight	App. 10.0 kg	App. 7.5 kg	
Options			
Accessories	Aluminium transport case, software	Aluminium transport case, nylon service case, software	
Power supply			115 VAC, ±10 %, 50/60 Hz
Certificates	DKD-Certificates (acc. guideline DKD-R5-4), SIKA works certificate		
Engineering unit	Display of temperature in °F		

SIKA Precision Measuring Instrument with Scanner, series TT Scan

A lot of potentials!

Technical data, precision measuring instrument with scanner



Device type	TT Scan	Possibilities to connect												
		<table border="1"> <thead> <tr> <th>4 wire</th> <th>RTD 3 wire</th> <th>2 wire</th> <th>TC</th> <th>mA</th> <th>switch</th> </tr> </thead> <tbody> <tr> <td></td> <td></td> <td></td> <td></td> <td></td> <td></td> </tr> </tbody> </table>	4 wire	RTD 3 wire	2 wire	TC	mA	switch						
4 wire	RTD 3 wire	2 wire	TC	mA	switch									
														
Version	Scanner device with precision measuring instrument													
Measuring inputs	Switchable For up to 8 sensors Sensor type free configurable Technical datas see page 7													
Equipment features	32 x 4 mm connections free of thermal voltage Connection for external calibration reference sensor External cold junction available Serial USB data interface, incl. USB data cable													
General data	Power supply: 230 VAC ±10 %, 50/60 Hz over mains adapter Power consumption: App. 100 W Dimensions (D x W x H): 200 x 140 + 40 x 380 mm Weight: App. 2.5 kg													
Optionen	Aluminium transport case, software, certificates, external calibration reference sensors													

Technical data sensors

Version		Measuring range	Tolerance
Resistance thermometer according to DIN EN 60751			
Pt 100 Pt 500 Pt 1000	2, 3, 4 wire	-90.00 °C to 850.00 °C	+/-0.005 % FS +/-0.01 °C
Connection possibility through 4 mm connections free of thermal voltage			
Thermocouples according to DIN EN60584 / DIN43710			
Type K	NiCr-NiAl	-90.00 °C to 999.99 °C 1000.0 °C to 1370.0 °C	+/-0.007 % FS +/-0.01 °C +/-0.005 % FS +/-0.1 °C
Type J	FeCu-Ni	-90.00 °C to 900.00 °C	+/-0.005 % FS +/-0.01 °C
Type N	NiCrSi - NiSiMg	-90.00 °C to 999.99 °C 1000.0 °C to 1370.0 °C	+/-0.007 % FS +/-0.01 °C +/-0.005 % FS +/-0.1 °C
Type E	NiCr-CuNi	-90.00 °C to 700.00 °C	+/-0.005 % FS +/-0.01 °C
Type R	Pt13Rh – Pt	0.00 °C to 999.99 °C 1000.0 °C to 1760.0 °C	+/-0.05 % FS +/-0.01 °C +/-0.03 % FS +/-0.1 °C
Type T	Cu-CuNi	-90.00 °C to 400.00 °C	+/-0.01 % FS +/-0.01 °C
Type B	Pt30Rh-Pt6Rh	0.00 °C to 999.99 °C 1000.0 °C to 1820.0 °C	+/-0.05 % FS +/-0.01 °C +/-0.03 % FS +/-0.1 °C
Type S	Pt10Rh-Pt	0.00 °C to 999.99 °C 1000.0 °C to 1760.0 °C	+/-0.05 % FS +/-0.01 °C +/-0.03 % FS +/-0.1 °C
Type L	Fe-CuNi	-90.00 °C to 900.00 °C	+/-0.005 % FS +/-0.01 °C
Type U	Cu-CuNi	90.00 °C to 600.00 °C	+/-0.01 % FS +/-0.01 °C
Automatic comparison point compensation between 0 °C and 60 °C Accuracy of the comparison point Pt 100 DIN class A Possibility of connection through 4 mm connections free of thermal voltage			
Standard signal input			
Current (switchable)	mA	0(4)...20 mA	+/-0.015 % FS +/-0.01 mA
Transmitter supply 24 VDC, I _{max} = 30 mA Possibility of connection through 4 mm connections free of thermal voltage			
Temperature switch			
Automatic detection of an edge change, determining the hysteresis, Independent detection normally closed / normally open Potential-free input contacts (U _{max} = 5 V, I _{max} = 1 mA) Possibility of connection through 4 mm connections free of thermal voltage			
Calibration reference sensor connection			
Pt 100	4 wire	-90.00 °C to 850.00 °C	+/-0.005 % FS +/-0.01 °C
Polynomial correctable through internal parameters or through external EEPROM in sensor Possibility of connection through 7-pin built-in socket			

Our Production and Sales Range



Flow Measurement Equipment



Axial Turbine Flow Sensor



Flow Switches



Pressure Gauges and Pressure Sensors



Industrial Thermometers



Electronic Digital Thermometer, Dial Thermometer



Measuring Instruments



Temperature Sensors



Calibrators, DKD-Laboratory


Your able partner for measurement and control

SIKA®
founded 1901
Dr. Siebert & Kühn GmbH & Co. KG

...measurement...control...calibration

Phone: 0700 CALL SIKA
Phone: +49 5605 803-0
Fax: +49 5605 803-54/60
E-Mail: info@sika.net
Internet: <http://www.sika.net>
Struthweg 7-9, 34260 Kaufungen
P. O. Box 11 13, 34254 Kaufungen
Germany

Subject to technical modification



TP 17 000 04/2007/e